

TRIAL DIRECTIVE FOR SMART PLUS EQUIPMENT

All parameters/ specifications mentioned in QRs will be checked by Board of Officers by ascertaining/ verifying following checks in the presence of representative of firm.

2. i. **Physical checks:** In this category, specification of the equipment will be checked physically as per QRs.

ii. **Functional checks:** Firm will show all the features /configuration of the equipment to the Board of Officer during trials.

iii. **Submission of certificates:** Specification which cannot be checked due to lack of Testing facility/ Expertise, Certificate of any Government authority accredited has to be provided by the Firm during trial.

S.N	Parameters	Specifications	Trial Directives
1	General:-		
	Mode of operation	Store and forward	Board will check practically.
	Type of transmission	Burst synchronous	Firm will submit certificate of any Govt lab or DPSU (Defence Public Sector Undertaking) or NABL or ILAC accredited laboratory certificate.
	Type of error control	Forward error control	Firm will submit certificate of any Govt lab or DPSU (Defence Public Sector Undertaking) or NABL or ILAC accredited laboratory certificate.
	Operating modes	CLEAR/SECURE	Board will check practically.
	Type of addressing	Selective/Broadcasting	Board will check practically.
	Key board	Alpha numeric QWERTY lay out and based on touch key pad. The keys are divided into the following groups Message preparation keys (alpha numeric keys) Navigation keys (UP, DOWN,RIGHT,LEFT arrow keys) Function keys (EDIT,TX, PRINT, MENU etc)	Board will check practically and firm will submit OEM certificate.

A series of handwritten signatures and initials are present at the bottom of the page. From left to right, they include: a signature that appears to be 'Ranj', a signature 'M', a signature 'Sanjay', and several other illegible signatures and initials.

S.N	Parameters	Specifications	Trial Directives
	Display	40 x 4 character display for message display	Board will check practically and firm will submit OEM certificate.
2.	Radio interface		Board will check practically and firm will submit certificate of any Govt lab or DPSU (Defence Public Sector Undertaking) or NABL or ILAC accredited laboratory certificate.
	Type	Frequency shift keying	
	Data rate	50,100,200 bps or better	
	Output level	>30mV peak to peak across 150 Ohm	
	Input level	50 mV to 2000 mV peak to peak across 300 ohm	
	Radio connectivity	Support for HF/VHF/UHF radio for data communication	
3.	Line interface		Board will check practically and firm will submit certificate of any Govt lab or DPSU (Defence Public Sector Undertaking) or NABL or ILAC accredited laboratory certificate.
	Data rate	50,100,200 bps	
	Output	>-3 dBm across 600 Ω	
	Input	-30dBm to +3dBm across 600 ohm	
4.	Computer interface	RS232 interface, 115200 bps	Board will check practically and firm will submit certificate of any Govt lab or DPSU (Defence Public Sector Undertaking) or NABL or ILAC accredited laboratory certificate.
5.	Base band interface		Board will check practically and firm will submit certificate of any Govt lab or DPSU (Defence Public Sector Undertaking) NABL or ILAC accredited laboratory certificate.
	Type	RS232	
	Data rate	100,200,300,600,1200,2400,4800 bps	
	Output	±5V to ±14V	
	Input	±5V to ±20V	
6.	Storage capacity		Board will check practically.
	Tx Memory	100 messages of 1000 characters each	
	Rx Memory	100 messages of 1000 characters each	
	Dft Memory	100 messages of 1000 characters each	
		Message editing with left, right, up and down Movement	
7.	Power supply source		Board will check practically.
	From AC Mains	180V to 260V AC (through MAU)	
	From battery	12/24 V DC	
		Power ON/OFF switch should be ruggedized type	

Handwritten signature

Handwritten signature

Handwritten signature

Handwritten signature


Handwritten signature


S.N	Parameters	Specifications	Trial Directives
		Low Battery indication at 10.5 ±0.5 volt in case of 12V Battery and 21.0 ±0.5 volt in case of 24V Battery	
		Current 0.9A(Max) at 12 V	
		0.45A(Max) at 24 V	
8.	Communication Security	Crypto Algorithm approved by SAG with minimum Grade 3, Fill gun based key management	Firm will submit OEM certificate.
9.	Removable Crypto Card (Optional-As per user requirements)	Easy removal and replacement of crypto card in main equipment and provision of guiding pins & robust connectors.	Board will check practically.
10	Separate antistatic casing for safety of crypto card (Optional-As per user requirements)	Separate antistatic casing for safety of crypto card during storage/transportation.	Board will check practically.
11	Environmental		
	Operating temperature	-30°C to 55°C	Board will check practically and firm will submit certificate of any Govt lab or DPSU (Defence Public Sector Undertaking) or NABL or ILAC accredited laboratory certificate.
	Storage temperature	-30°C to +70°C	
	Humidity	Upto 95% (RH) at +40°C	
12	EMI/EMC Specifications	As per MIL STD 461 D Specifications	Board will check practically and firm will submit certificate of any Govt lab or DPSU (Defence Public Sector Undertaking) or NABL or ILAC accredited laboratory certificate.
13	Weight and dimensions		
	Size	333 (mm)x264(mm)x105(mm) (General tolerance: ±5 mm)	Board will check practically.
	Weight	Weight Approx. 4.4kg without Battery	
	Field application	Ruggedized and suitable for field	


Mr. [Signature] [Signature] [Signature] [Signature] [Signature] [Signature] [Signature]

S.N	Parameters	Specifications	Trial Directives
14	Printer connectivity	Serial printer connectivity with auxiliary metallic socket	Board will check practically.
15	BITE Facility	Equipment should have built in Test Facility for the cards.	Board will check practically.
16	Compatibility	Should be compatible with the data communication equipment like SMART and BEST in clear mode.	Board will check practically.
17.	Essential Accessories	<ul style="list-style-type: none"> i) Printer cable with auxiliary connector at one end and D-type 25 pin connector at other end. ii) Main Adapter unit with mains cable iii) External Battery Adopter Box (EBAB) iv) Cable Main Adapter unit to EBAB v) Battery cable vi) 25 PIN Female to 9 female Adapter vii) USB to serial adapter viii) Battery Pack (Ni-Cd) or Better ix) Battery Box x) Battery Charging Adapter xi) Battery Charging Cable xii) Hand Set xiii) Radio Interface Cable for HF radio compatible with BEL xiv) Free and Radio Interface cable for VHF/UHF radio set xv) Serial Printer xvi) PC interface S/W CD xvii) carrying case 	Board will check practically.
18	Additional items for Secure mode Operations (Optional)	<ul style="list-style-type: none"> i) secure key Gun Master (SKGM)- for secure key management system ii) Secure Key Gun Slave (SKGS)- for secure key management system iii) Master Replicator- for secure key management system iv) Slave Replicator- for secure key management system v) RRNG and its power adapter- for secure key management system 	Board will check practically

S.N	Parameters	Specifications	Trial Directives
		vi) Cable for Fill Gun vii) USB Interface Cable	
19	Optional Accessories	i) Carrying Harness. ii) Mounting Tray for SMART Plus.	Board will check practically


SI/C. Sanjay
SSB


Insp/T. Jeet Singh
ITBP



Insp/T L.P Singh
BSF


AC-I A.K. Panday
NSG


R.K. Meel, DC
CISF


P.R. Jha, DC(Comn)
CRPF



R. K. Dehal, 2-I/C
Assam Rifles


Harjinder Singh, DIG(Eqpt)
CRPF


Ajay Kumar Yadav. IPS,
IGP(Comn &IT), CRPF


Md. Jawed Akhtar, IPS,
ADG (Work & Comn), CRPF

Approved/Not Approved


Rajeev Rai Bhatnagar, IPS
DG, CRPF

QRs/ Specification of SMART Plus Equipment

S.N	PARAMETER	SPECIFICATION
1	General:-	
	Mode of operation	Store and forward
	Type of transmission	Burst synchronous
	Type of error control	Forward error control
	Operating modes	CLEAR/SECURE
	Type of addressing	Selective/Broadcasting
	Key board	Alpha numeric QWERTY lay out and based on touch key pad. The keys are divided into the following groups Message preparation keys (alpha numeric keys) Navigation keys (UP, DOWN,RIGHT,LEFT arrow keys) Function keys (EDIT,TX, PRINT, MENU etc)
Display	40 x 4 character display for message display	
2.	Radio interface	
	Type	Frequency shift keying
	Data rate	50,100,200 bps or better
	Output level	>30mV peak to peak across 150 Ohm
	Input level	50 mV to 2000 mV peak to peak across 300 ohm
	Radio connectivity	Support for HF/VHF/UHF radio for data communication
3.	Line interface	
	Data rate	50,100,200 bps
	Output	>-3 dbm across 600 ohm
	Input	-30dbm to +3dbm across 600 ohm
4.	Computer interface	RS232 interface, 115200 bps
5.	Base band interface	
	Type	RS232
	Data rate	100,200,300,600,1200,2400,4800 bps
	Output	±5V to ±14V
	Input	±5V to ±20V
6.	Storage capacity	
	Tx Memory	100 messages of 1000 characters each
	Rx Memory	100 messages of 1000 characters each
	Dft Memory	100 messages of 1000 characters each Message editing with left, right , up and down Movement
7.	Power supply source	
	From AC Mains	180V to 260V AC (through MAU)
	From battery	12/24 V DC
		Power ON/OFF switch should be ruggedized type
		Low Battery indication at 10.5 ±0.5 volt in case of 12V Battery and 21.0 ±0.5 volt in case of 24V Battery
		Current 0.9A(Max) at 12 V 0.45A(Max) at 24 V

m

A

Sanyal

A

p

A

A

S.N	PARAMETER	SPECIFICATION
8.	Communication Security	Crypto Algorithm approved by SAG with minimum Grade 3, Fill gun based key management
9.	Removable Crypto Card (Optional-As per user requirements)	Easy removal and replacement of crypto card in main equipment and provision of guiding pins & robust connectors.
10.	Separate antistatic casing for safety of crypto card (Optional-As per user requirements)	Separate antistatic casing for safety of crypto card during storage/transportation.
11.	Environmental	
	Operating temperature	-30°C to 55°C
	Storage temperature	-30°C to +70°C
	Humidity	Up to 95% (RH) at +40°C
12.	EMI/EMC Specifications	As per MIL STD 461 D Specifications
13.	Weight and dimensions	
	Size	333 (mm)x264(mm)x105(mm) (General tolerance: ±5 mm)
	Weight	Weight Approx. 4.4kg without Battery
	Field application	Ruggedized and suitable for field
14.	Printer connectivity	Serial printer connectivity with auxiliary metallic socket
15.	BITE Facility	Equipment should have built in Test Facility for the cards.
16.	Compatibility	Should be compatible with the data communication equipment like SMART and BEST in clear mode.
17.	Essential Accessories	<ul style="list-style-type: none"> i) Printer cable with auxiliary connector at one end and D-type 25 pin connector at other end. ii) Main Adapter unit with mains cable iii) External Battery Adopter Box (EBAB) iv) Cable Main Adapter unit to EBAB v) Battery cable vi) 25 PIN Female to 9 female Adapter vii) USB to serial adapter viii) Battery Pack (Ni-Cd) or Better ix) Battery Box x) Battery Charging Adapter xi) Battery Charging Cable xii) Hand Set xiii) Radio Interface Cable for HF radio compatible with BEL xiv) Free and Radio Interface cable for VHF/UHF radio set xv) Serial Printer xvi) PC interface S/W CD xvii) carrying case

M

H


Sampay


f


And

Carl

S.N	PARAMETER	SPECIFICATION
18	Additional items for Secure mode Operations (Optional)	i) secure key Gun Master (SKGM)- for secure key management system ii) Secure Key Gun Slave (SKGS)- for secure key management system iii) Master Replicator - for secure key management system iv) Slave Replicator- for secure key management system v) RRNG and its power adapter- for secure key management system vi) Cable for Fill Gun. vii) USB Interface Cable.
19	Optional Accessories	i) Carrying Harness. ii) Mounting Tray for SMART Plus.



SI/C, Sanjay
SSB



Insp/T, Jeet Singh
ITBP



Insp/T L.P Singh
BSF



AC-I A.K. Panday
NSG


R.K. Meel, DC
CISF


P.R. Jha, DC (Comn)
CRPF


R. K. Dahal, 2-I/C
Assam Rifles


Harjinder Singh, DIG (Eqpt)
CRPF


Ajay Kumar Yadav. IPS,
IGP (Comn & IT), CRPF


Md. Jawed Akhtar, IPS,
ADG (Work & Comn), CRPF

Approved/Not Approved


Rajeev Rai Bhatnagar, IPS
DG, CRPF