

GOVERNMENT OF INDIA
(Ministry of Home Affairs)
DIRECTORATE GENERAL
CENTRAL RESERVE POLICE FORCE
EAST BLOCK-7, SEC-1, R.K. PURAM, NEW DELHI-110066
(Email:- comncell@crpf.gov.in Tele/Fax:011-26109038)

No. B.V-7/2021-22-C (QRs)

Dated, the 7 February'2022

To


- | | |
|---|--|
| 1. DIG (Comn), ITBP
Block No. 2, CGO Complex
Lodhi Road, New Delhi-03 | 2. DIG (Comn), NSG
Meharam Nagar
Palam, New Delhi-37 |
| 3. DIG (Comn), SSB
East Block-V, R.K Puram
New- Delhi-66 | 4. AIG (Comn), CISF
Block No. 13, CGO, Complex
Lodhi Road, New Delhi-03 |
| 5. DIG (Prov), BSF
Block No. 10, CGO Complex
Lodhi Road, New Delhi-03 | 6. Liaison Office, Assam Rifle
Room No-171, North Block, MHA
New Delhi -01 |

Subject: Regarding revision of QRs/TDs of "Static HF Transceiver".

Please find enclosed QRs/TDs of "Static HF Transceiver" as Annexure-
"A" duly approved by the competent authority is forwarded herewith for further
necessary action.

ii) Further QRs/TDs of "Static HF Transceiver" approved on 12/09/2019
will be obsolete and dropped.

Encl: (Approved QRs & TDs of "Static HF Transceiver")


{Sunil Kr Singh, DC (Comn)}
For DIG (Equipment)
Directorate General, CRPF

QRs OF STATIC HF TRANSCEIVER

.1 General Specification

S.N	Parameter	Specifications
1.	Frequency Range	2.0 MHz to 29.9999 MHz channel spacing 10 Hz.
2.	Modes	SSB(J3E) USB, LSB, AM, CW/MCW
3.	Preset	100 Channels or more
4.	Frequency Stability	±1 PPM or better
5.	Built-in-test	Front panel testing.
6.	Input Power	+12V or 24V ± 10% DC Nominal & 230V ± 10% AC
7.	Power Consumption	≤40W in Receive & ≤ 450W in Transmit
8.	EMI / EMC	MIL-STD- 461/462C or ETSI or CISPR 22 or IEC 61000-4 Series (TEC/EMI/TEL-001/01 FEB-09) or better standard
9.	Weight	Less than 20 KG
10.	Antenna Impedance	50 Ω Unbalanced
11.	Protection	(i) Reverse Polarity protection (without fuse) (ii) Protection against high VSWR. Radio set should be protected from 3.5:1 or above VSWR. (iii) Over Voltage and under Voltage Protection.
12.	Roles	Fixed/Transportable/Mobile
13.	Headphone Impedance	Up to 600Ω
14.	Cooling	Built in fan/ Heat sink
15.	VSWR	Better than 1.5
16.	Visual display	Front panel LCD/LED display or latest technology
17.	Interface	RS-232 / USB
18.	Programming	PC programming software and front panel programming.

Handwritten notes and signatures:
 10-44 5.000 0.001
 8/8/44 L
 J. L. D. / Dec
 M. B.
 J. M. / 1st

S.N	Parameter	Specifications
1.2 Transmitter Specification		
1.	RF Power	20W to 100W PEP (Low, Medium , High) As per user requirement with programmable feature.
2.	Spurious Emission Suppression	≥ 46 dB below PEP
3.	Side Band Suppression	≥ 50 dB or better
4.	Carrier Suppression	≥ 40 dB or better
5.	Inter modulation distortion	30 dB minimum below PEP
6.	Audio Response	Within 6 dB from 350Hz to 2700Hz.
7.	Side Tone Level	Better than 0.1 mW into 150Ω load for 5mV of audio input at 1 KHz.
8.	Modulation Sensitivity	1 to 10 mV at 1 KHz for full power under SSB mode.
1.3 Receiver Specification		
1.	Receiver Sensitivity	-107 dBm for 10dB SINAD or better
2.	Image Rejection	≥70 dB or better
3.	IF Rejection	≥70 dB or better
4.	In band Inter Modulation Distortion	35 dB minimum below PEP
5.	Audio Response	Within ±6 dB from 350Hz to 2700Hz
6.	Audio Output	1W or more across loudspeaker
7.	Audio Frequency Harmonics Distortion.	≥ 25 dB or better
1.4 Environmental Parameters		
1.	Operating Temperature	-30°C to +55° C
2.	Storage Temperature	-30°C to +60°C
3.	Humidity	95% non-condensing @ 40°C.
4.	Dust	MIL-STD-810F or better
5.	Vibration	or
6.	Shock	JSS-55555 (As laid down in Class L3 of
7.	Water Intrusion	JSS-55555, revision No.2)
8.	Altitude	

A-117 5.000g cert = 1-11/2011 A B

 81694L

 Sun


 J-10


 1/11


S.N	Parameter	Specifications
1.5	Features	
1.	Selective calling	Digital FSK coding
2.	Scanning	5 channels per second or better
3.	Flash messages	Minimum 60 characters
4.	Vocoder	MELP/CELP (1200/2400bps) or better
5.	In built Data Modem	MIL-STD -188 -110A/B/C single tone up to 4800 bps or more.
6.	Data Communication	Provision for data communication
7.	Tele Call	The Radio set should have capability to dial and operate data.
8.	RS-232 control	The Radio set should have capability to operate at 4800 baud rate or better.
9.	Tuneable receiver	Continuous tuneable.
10.	Radio kill/un-kill	Should be able to manually erase the programming/data.
11.	Remote Operation	Capable to operate from remote location through cable.
12.	Audio input sockets	Mic and external socket.
13.	Squelch	Voice/Digital squelch
14.	Push to talk	Suitable Microphone to be provided.
1.6	Optional Features (As per user requirement)	
1.	Communication Security	AES 128 bit or AES 256 bit or SAG approved (As per user requirement)
2.	ALE 2G/ALE 3G	ALE 2G as per Appendix "A" and ALE 3G as per Appendix "C" of MIL-STD-188-141B.
3.	Frequency Hopping	Hop Rate: >6 hops per second
4.	GPS Interface	Inbuilt GPS with polling facility
5.	Data Terminal Specifications: Should also be compatible with existing HF Radio	
a)	Processor	Intel Core i5 9 th generation/equivalent or better
b)	Speed	2.5 GHz or better
c)	RAM	Minimum 8GB DDR4 (Expendable up to 64 GB or better)
d)	Memory Speed	2133 MHz or better
e)	Storage	256 GB or more SSD


Handwritten signatures and notes including the number '818942' and various scribbles.


S.N	Parameter	Specifications
f)	Display Size	14 Inch or more
g)	Interface	USB, HDMI /DP Port
h)	Keyboard	Multimedia/Membrane
i)	Mouse	Touchpad
j)	Operating System	Windows10 or latest Windows version OS
k)	Battery endurance	18 hrs or more with one battery
l)	Data communication software	Compatible with Windows 10 or latest version Windows OS
m)	Operating Temperature	-10°C to +50° C
n)	Storage Temperature	-20°C to +60°C
o)	Dust and water resistance test	IP 53 or better
p)	Safety Standards	MIL-STD-810H or better or JS-55555 or better
q)	Drop resistance test	90 cm



(SI/RM. Ashok Kumar Rajwant)
BSF


(WO/RM. Jaydeep Verma)
Assam Rifles



(Kulwant Singh, AC)
ITBP



(G. Rajan, AC)
SSB



(H.S. Srihari, Dy. Dir)
DCPW



(Viplav Azad, DC)
CISF



(Maj. Ajay Antil)
NSG


(Sunil Kr Singh), DC(Comn)
CRPF



(Amit Taneja), DIG(Eqpt)
CRPF


(Virendra Agrawal), DIG(Comn)
CRPF


(Syed Mohd Husnain)
IG(Comn&IT), CRPF


(Zulfiqar Hasan), IPS
SDG(OPS), CRPF

Approved/Not Approved


(Kuldeep Singh, IPS)
DG, CRPF

QRs/TDs OF STATIC HF TRANSCEIVER

1.1 General Specification

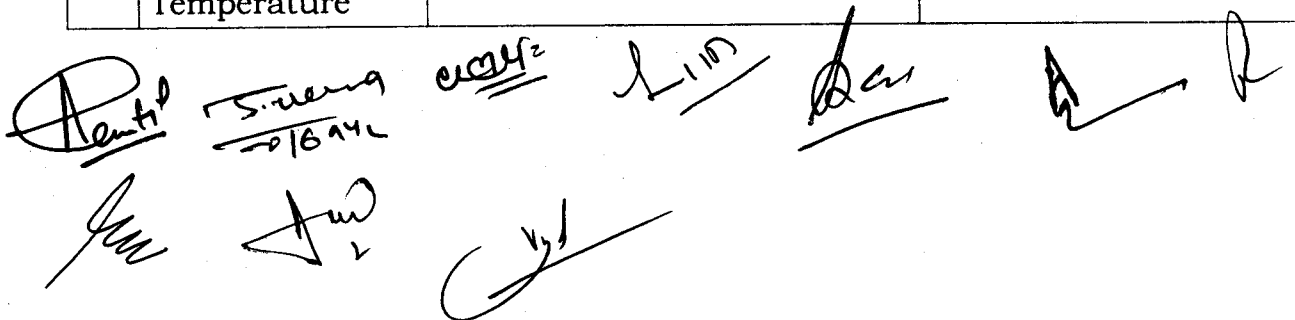
S.N	Parameter	Specifications	Trial Directives
1.	Frequency Range	2.0 MHz to 29.9999 MHz channel spacing 10 Hz.	BOO will check frequency range of HF set by programming lowest, highest and any random frequency in 2.0-29.9999 MHz range and will measure with the help of standard testing instruments. The RF output and sensitivity of radio set in entire band should be same.
2.	Modes	SSB(J3E) USB, LSB, AM, CW/MCW	BOO will check Modulation practically after switching "ON" the radio set and setting these modes one by one and firm will produce OEM certificate.
3.	Preset	100 Channels or more	BOO will check it practically by setting the channels in the radio set.
4.	Frequency Stability	±1 PPM or better	BOO will check parameter practically by using the standard test instrument.
5.	Built-in-test	Front panel testing.	BOO will check practically.
6.	Input Power	+12V or 24V ± 10% DC Nominal & 230V ± 10% AC	BOO will check practically by connecting mentioned DC/AC voltages to radio set and will ensure that set works properly.
7.	Power Consumption	≤40W in Receive & ≤ 450W in Transmit	BOO will check practically.
8.	EMI / EMC	MIL-STD- 461/462C or ETSI or CISPR 22 or IEC 61000-4 Series (TEC/EMI/TEL-001/01 FEB-09) or better standard	The firm will produce certificate of Govt. Lab. or NABL/ILAC accredited laboratory.

Handwritten signatures and notes:
 Aankh
 S. Narayn
 10/09/2
 CCM
 LUD
 De
 A
 R
 J
 L
 C


S.N	Parameter	Specifications	Trial Directives
9.	Weight	Less than 20 KG	BOO will measure weight with help of weighing machine.
10.	Antenna Impedance	50 Ω Unbalanced	BOO will check practically.
11.	Protection	(i) Reverse Polarity protection (without fuse)	BOO will check practically and firm will produce OEM certificate.
		(ii) Protection against high VSWR. Radio set should be protected from 3.5:1 or above VSWR.	
		(iii) Over Voltage and under Voltage Protection.	
12.	Roles	Fixed/Transportable/Mobile	BOO will check practically.
13.	Headphone Impedance	Up to 600 Ω	BOO will check practically/Firm will produce OEM certificate.
14.	Cooling	Built in fan/ Heat sink	BOO will check Physically.
15.	VSWR	Better than 1.5	BOO will check practically.
16.	Visual display	Front panel LCD/LED display or latest technology	BOO will check practically.
17.	Interface	RS-232 / USB	BOO will check practically.
18.	Programming	PC programming software and front panel programming.	BOO will check practically by software and front panel programming.
1.2 Transmitter Specification			
1.	RF Power	20W to 100W PEP (Low, Medium , High) As per user requirement with programmable feature.	BOO will check practically.
2.	Spurious Emission Suppression	≥ 46 dB below PEP	BOO will check practically.
3.	Side Band Suppression	≥ 50 dB or better	BOO will check practically.

Several handwritten signatures and initials are present at the bottom of the page, including what appears to be a signature with the number '216942' and other illegible marks.

S.N	Parameter	Specifications	Trial Directives
4.	Carrier Suppression	≥ 40 dB or better	BOO will check practically.
5.	Inter modulation distortion	30 dB minimum below PEP	BOO will check practically.
6.	Audio Response	Within 6 dB from 350Hz to 2700Hz.	BOO will check practically.
7.	Side Tone Level	Better than 0.1 mW into 150Ω load for 5mV of audio input at 1 KHz.	BOO will check practically.
8.	Modulation Sensitivity	1 to 10 mV at 1 KHz for full power under SSB mode.	BOO will check practically.
1.3 Receiver Specification			
1.	Receiver Sensitivity	-107 dBm for 10dB SINAD or better	BOO will check practically.
2.	Image Rejection	≥70 dB or better	BOO will check practically.
3.	IF Rejection	≥70 dB or better	BOO will check practically.
4.	In band Inter Modulation Distortion	35 dB minimum below PEP	Firm will produce OEM certificate.
5.	Audio Response	Within ±6 dB from 350Hz to 2700Hz	BOO will check practically.
6.	Audio Output	1W or more across loudspeaker	BOO will check practically.
7.	Audio Frequency Harmonics Distortion.	≥ 25 dB or better	BOO will check practically.
1.4 Environmental Parameters			
1.	Operating Temperature	-30°C to +55° C	The firm will produce certificate of Govt. Lab. or NABL/ILAC accredited laboratory.
2.	Storage Temperature	-30°C to +60°C	


 A collection of handwritten signatures and initials in black ink, including names like 'Amit', 'Suresh', 'Dhan', and others, some with dates or initials written below them.

S.N	Parameter	Specifications	Trial Directives
3.	Humidity	95% non-condensing @ 40°C.	The firm will produce certificate of Govt. Lab. or NABL/ILAC accredited laboratory.
4.	Dust	MIL-STD-810F or better	
5.	Vibration	or	
6.	Shock	JSS-55555 (As laid down in	
7.	Water Intrusion	Class L3 of JSS-55555,	
8.	Altitude	revision No.2)	
1.5 Features			
1.	Selective calling	Digital FSK coding	Firm will produce OEM Certificate.
2.	Scanning	5 channels per second or better	
3.	Flash messages	Minimum 60 characters	BOO will check practically.
4.	Vocoder	MELP/CELP (1200/2400bps) or better	Firm will produce OEM certificate.
5.	In built Data Modem	MIL-STD -188 -110A/B/C single tone up to 4800 bps or more.	Firm will produce OEM certificate.
6.	Data Communication	Provision for data communication	BOO will check practically.
7.	Tele Call	The Radio set should have capability to dial and operate data.	Firm will produce OEM certificate.
8.	RS-232 control	The Radio set should have capability to operate at 4800 baud rate or better.	BOO will check practically.
9.	Tuneable receiver	Continuous tuneable.	BOO will check practically.
10.	Radio kill/un-kill	Should be able to manually erase the programming/data.	BOO will check practically.
11.	Remote Operation	Capable to operate from remote location through cable.	BOO will check practically.
12.	Audio input sockets	Mic and external socket.	BOO will check practically.



 A collection of handwritten signatures and initials in black ink, including names like 'Suresh', 'Vijay', and 'Dhanu', along with various scribbles and marks.


S.N	Parameter	Specifications	Trial Directives
13.	Squelch	Voice/Digital squelch	BOO will check practically.
14.	Push to talk.	Suitable Microphone to be provided.	BOO will check practically.
1.6 Optional Features			
(As per user requirement)			
1.	Communication Security	AES 128 bit or AES 256 bit or SAG approved (As per user requirement)	Firm will submit OEM Certificate.
2.	ALE 2G/ALE 3G	ALE 2G as per Appendix "A" and ALE 3G as per Appendix "C" of MIL-STD-188-141B	Firm will produce OEM Certificate.
3.	Frequency Hopping	Hop Rate: >6 hops per second	Firm will produce OEM certificate.
4.	GPS Interface	Inbuilt GPS with polling facility	BOO will check practically.
5. Data Terminal Specifications:			
Should also be compatible with existing HF Radio			
a)	Processor	Intel Core i5 9 th generation/equivalent or better	BOO will check physically and firm will produce OEM certificate.
b)	Speed	2.5 GHz or better	
c)	RAM	Minimum 8GB DDR4 (Expendable up to 64 GB or better)	
d)	Memory Speed	2133 MHz or better	
e)	Storage	256 GB or more SSD	
f)	Display Size	14 Inch or more	
g)	Interface	USB, HDMI /DP Port	
h)	Keyboard	Multimedia/Membrane	
i)	Mouse	Touchpad	
j)	Operating System	Windows10 or latest Windows version OS	
k)	Battery endurance	18 hrs or more with one battery	


Handwritten signatures and notes:
 [Signature] 5.11.2022 [Signature] [Signature] [Signature] [Signature] [Signature] [Signature]
 [Signature] [Signature] [Signature]


S.N	Parameter	Specifications	Trial Directives
l)	Data communication software	Compatible with Windows 10 or latest version Windows OS	BOO will check physically and firm will produce OEM certificate.
m)	Operating Temperature	-10°C to +50° C	The firm will produce certificate of Govt. Lab. or NABL/ILAC accredited laboratory.
n)	Storage Temperature	-20°C to +60°C	
o)	Dust and water resistance test	IP 53 or better	
p)	Safety Standards	MIL-STD-810H or better or JS-55555 or better	
q)	Drop resistance test	90 cm	



(SI/RM. Ashok Kumar Rajwant)
BSF


(WO/RM. Jaydeep Verma)
Assam Rifles



(Kurwant Singh, AC)
ITBP



(G. Rajan, AC)
SSB



(H.S. Srihari, Dy. Dir)
DCPW



(Viplav Azad, DC)
CISF



(Maj. Ajay Antil)
NSG



(Sunil Kr Singh), DC(Comn)
CRPF


(Amit Taneja), DIG(Eqpt)
CRPF


(Virendra Agrawal), DIG(Comn)
CRPF


(Syed Mohd Husnain)
IG(Comn&IT), CRPF


(Zulfiqar Hasan), IPS
SDG(OPS), CRPF

Approved/Not Approved

(Kuldiep Singh, IPS)
DG, CRPF