

DIRECTORATE GENERAL, CRPF,
Block No.1, CGO Complex, Lodhi Road, New Delhi-03
(Bharat Sarkar/Grih Mantralaya)
(Tele-011-24360155/FAX.011-24360155.Email:-digprov@crpf.gov.in)

No.L.VII-10/2024-25-Prov-DA-5

Dated, the 02/09/2024

To

All Zones
All Sectors (including CoBRA, RAF, VS)
All Ranges
All Group Centres
All Commandants
Central Reserve Police Force
At locations.

Subject:- **Forwarding of approved QRs/Specification of DG Sets**

Following Two QRs/Specification and Trial Directives framed by Provisioning Directorate CRPF has been approved by DG BSF vide letter No. P-63013/155/02/2024/Mod-I/BSF/3030-35 dated 30/08/2024 being the Nodal Agency. Henceforth, all procurements should be made as per approved QRs/Specification.

- 1) Revised QRs/Specification and Trial Directives of DG sets (5, 7.5, 10, 20 & 30 KVA) capacity as per CPCB-IV compliant
- 2) QRs/Specification for conversion of existing CPCB-II compliant DG set into Dual fuel kit/Retro fitment.

2. This has superseded previous QRs/Specification framed by BSF and circulated vide letter No. P.63013/31/2019/MOD-I/BSF/3658-70 dated 04th Nov, 2022 available in MHA, CRPF and GeM website.

Encl:- Two QRs/Specification.


(Ram Kumar)
DIG (Prov) Dte.

Internal :-

DIG (IT) Dte with a copy of above mentioned approved QRs/Specification for uploading on CRPF website in QRs sections of Provisioning Branch.

Encl:- Two QRs/Specification.

संख्या. पी-63013/155/02/2024/मोड-1/सीसुबल/ 3030-35

भारत सरकार, गृह मंत्रालय
महानिदेशालय, सीमा सुरक्षा बल

(रसद निदेशालय: आधुनिकीकरण सैल)

(Email-comdtord@bsf.nic.in)

(Fax: 011-24367683)

ब्लाक संख्या . 10,

सीजीओ काम्प्लैक्स,

लोधी रोड, नई दिल्ली-03

दिनांक १० अगस्त 2024

02 Aug 2024

सेवा में,

महानिदेशक:- आसाम राईफलस (through LOAR), केन्द्रीय ओद्योगिक सुरक्षा बल,
केन्द्रीय रिजर्व पुलिस बल, भारतीय तिब्बत बोर्डर पुलिस, सशस्त्र सीमा बल,
राष्ट्रीय सुरक्षा गार्ड एवं पुलिस अनुसन्धान एवं विकास ब्योरो

विषय: अनुमोदित गुणात्मक आवश्यकता / परीक्षण निर्देशों का प्रेषण

तकनीकी विशेषज्ञों के उप समूह द्वारा किए गये सूत्रीकरण एवं महानिदेशक सीमा सुरक्षा बल द्वारा अनुमोदित "QRs & TDs of Diesel Generator Set (5, 7.5, 10, & 30 KVA) and QRs & TDs for Installation of Dual-Fuel Kit/Retro Fitment of Existing DG Set के संशोधित गुणात्मक आवश्यकता/परीक्षण निर्देशों को आपकी अग्रिम कार्यवाही हेतु प्रेषित किया जाता है।

संलग्न : उपरोक्तनुसार

आनन्द सिंह 30/8/24

(आनन्द सिंह तक्षक)

उप महानिरीक्षक (रसद)


प्रतिलिपि :-

1. तकनीकी निदेशक
The Technical Director
राष्ट्रीय सूचना-विज्ञान केन्द्र, नोर्थ ब्लाक,
गृह मंत्रालय, नई दिल्ली
NIC, North Block, MHA
New Delhi, (द्वारा ई-मेल) &
(ई-मेल पता : mpsugandhi@nic.in)
: आपसे अनुरोध है कि उक्त उपकरण के सूत्रीकरण किये गये गुणात्मक आवश्यकता / परीक्षण निर्देशों जोकि गृह मंत्रालय की वेबसाईट (पुलिस आधुनिकीकरण संभाग) के गुणात्मक आवश्यकता पोर्टल में मशीनरी एवं उपकरण के साथ निगरानी उपकरण वर्ग के अर्न्तगत क्रमांक संख्या-64 पर पहले से अपलोड है के स्थान इस पत्र के साथ संलग्न संशोधित गुणात्मक आवश्यकता / परीक्षण निर्देशों को अपलोड करने का श्रम करें।
2. SO (IT), North Block, MHA
(Through E-mail)
(E-mail address: soit@nic.in)
: कृपया उपरोक्तनुसार कार्यवाही करने का श्रम करें।
3. तकनीकी विंग, सीमा सुरक्षा बल
: कृपया उक्त उपकरण के गुणात्मक आवश्यकता/ परीक्षण निर्देशों को सीमा सुरक्षा बल की वेबसाईट पर अपलोड करने का श्रम करें।
4. Sh. Anoop Dhanvijay, Director- Buyer Management (CPSEs & Central Ministries), GOI. Ministry of Commerce & Industry, Government e-Marketplace. Jeevan Tara Building.5-Parliament Street. New Delhi-110001
E-mail:- anoop.dhanvijay@gem.gov.in
: For info with request to upload the approved Revised QRs & TDs of "Revised QRs & TDs of Diesel Generator Set (5, 7.5, 10, & 30 KVA) and QRs & TDs for installation of dual-fuel kit/retro fitment of existing DG Set" on GeM Portal. Copy of QRs & TDs is attached with this letter.
5. The DIG (Prov), CRPF HQr
: वास्ते सूचनार्थ आपके पत्र संख्या-M.XII-I/2023-24- Prov-DA-5 दिनांक 21 अगस्त 2024 के संदर्भ में।
6. फाईल।

REVISED DRAFT QUALITATIVE REQUIREMENTS AND TRIAL DIRECTIVES OF DIESEL GENERATOR SETS (I.E. 5, 7.5, 10, 20 & 30 KVA)

Part-1

Sl.No.	Parameters	Specification	Trial Directives	Requirements
1.	a) Diesel Generator set complete with naturally aspirated Diesel Engine. Alternator and AMF /Manual Control Panel fitted/along with in Acoustic Enclosure naturally Aspirated Diesel Engine and Alternator shall be closely coupled or provided with flexible coupling and mounted on a base plate robust in construction. Or b) Diesel Generator set complete with pressure charged (Turbo charged). Diesel Engine)Alternator and AMF/Manual Control Panel fitted along with acoustic Enclosure Pressure charged (Turbo charge) Diesel Engine and Alternator shall be closely coupled or provided with flexible coupling and mounted on a base plate robust in construction. (User to decide as per requirement at the time of indent)		To be physically checked by the BOO	DG Set must have all requirement as mentioned in parameters.
2.	Control Panel with IP rating	Digital with AMF (Auto Mains Failure) panel for protection, metering and operation. IP 53/IP 54/IP 55	To be checked physically by BOO. Firm has to submit National accredited Lab certificate/any Indian Govt Lab certificate in respect of the same.	Must have auto mains failure panel. and required IP rating.
3.	AMF Panel (Automatic Mains Failure)	As per ISO 2147 the panel shall have IP-42 type protection. AMF panel normally consists of relays, contractors, timers for automatic operation on Mains failure as well as for manual operation.	Operation of AMF panel will check by BOO by manually switching off the mains power to check immediate and smooth transfer on DG set and vice versa. All these observations are to be made on full load which should not be less than 30 to 40% of DG set capacity.	<ul style="list-style-type: none"> Equipment's to test healthiness of DG set with test mode & with load on mains. Energy analyzer or load manager with selector switch/button to view readings of voltage, current, KW, KWH, p.f. frequency etc.



 VSH
 BSR
 CRPF
 AR
 BR
 BPRB
 TBP

			<ul style="list-style-type: none"> • Audio-visual alarm indication/annunciation facility. • Engine/DG shutdown device(fault/abnormality) • Battery charger, excitation control, voltage regulating equipment. • Circuit Breaker. • Auto/manual mode selector switch.
4.	Nominal rated capacity (KVA)	5, 7.5, 10, 20 & 30 KVA	To be physically checked by the BOO and NABL certificate also submitted by firm in respect of same.
5.	No of phase (output capacity rating/phase)	5 KVA & 7.5 KVA- Single phase 10, 20 & 30 KVA- 3 phase For example 3phase should generate 415 V AC electricity.	To be physically checked by the BOO
6.	Engine::Cooling	Air cooled/water cooled (for example :: Water cooled 3 cylinder, in line, rated 1500 RPM with a minimum 42 BHP in 30 kW capacity DG set)	To be physically checked by the BOO and OEM certificate also submitted by firm in respect of same DG set must be 4 stroke
7.	Number of cylinder(Nos)	5KVA & 7.5 KVA- 1 or 2 Cylinder 10, 20 & 30 KVA- Multi Cylinder (3& above)	To be physically checked by the BOO
8.	Rated RPM of Engine(RPM)	a) 1500 or b) 3000 {User to decide as per requirement at the time of indent}	To be physically checked by the BOO

MS
BSR

CRP

SRM

SRM

AR

BRD

17BP

10.	Salient features of engine	Turbo charged Digital Engine. Diesel injection Fuel System.	To be checked by BOO	
11.	Type of Governor	Mechanical – Upto 20 KVA and Electronic- Above 20 KVA	Firm has to provide certificate from NABL accredited lab.	Governor of DG set must be Mechanical or Electronic as defined in Specification column.
12.	Class of Governor	For mechanical Governors of A2. or ISO 3046/BS-5514 for Electronic Governors of A1 class with actuator shall be provided.	Firm has to provide certificate from NABL accredited lab.	Governor shall be self contained unit capable of monitoring the speed.
13.	Starting Voltage	12 Volt DC	To be checked by the BOO	Starting voltage must be 12 Voltage DC
14.	Alternator	The alternator shall be brushless, drip-proof, screen protected as per IP-23 degree of protection.	To be checked by the BOO	Alternator must be IP-23, Supplier firm should ensure that alternator should be of the same make to get single window service. Assembled one not acceptable.
15.	Class of insulation	H	Firm has to provide National accredited Lab certificate /any Indian Govt lab certificate in respect of the same.	DG set must have H class insulation.
16.	Diesel tank & Fuel system	30 to 70 litre capacity with HSD as fuel as per capacity of DG set for 8 hours running.	To be checked by the BOO	Required
17.	Fuel consumption	5 KVA- 100% load- 1.4 L/h 75% load- 1 L/h 7.5 KVA – 100 % load- 2.6 L/h 75% load- 2 L/h	To be checked by the BOO	Must have the fuel consumption capacity as per specification.



 MSK
 BSR
 AR
 BPR
 TRP

	<p>10 KVA- 100% load- 2.1 L/h 75% load- 1.7 L/h 50% load- 1.2 L/h 20 KVA- 100% load- 4.3 L/h 75% load- 3.5 L/h 50% load- 2.4 L/h 30 KVA - 100% load- 5.3 L/h 75% load- 4.2 L/h 50% load- 2.9 L/h</p>		
<p>18. Automatic Voltage regulator Grade</p>	<p>VG2/VG3 or better version</p>	<p>To be checked by the BOO</p>	<p>Must have required specification.</p>
<p>19. Noise level at 1 meter (dB)</p>	<p>The manufacturer shall offer to the user a standard acoustic enclosure of 75dB (A) insertion loss and also a suitable exhaust muffler with insertion loss of 75dB(A) as per CPCB-IV.</p>	<p>To be checked by the BOO and Testing & certification of DG sets for noise compliance as per CPCB norms have to be provided from Automotive Research Association of India.</p>	<p>Must maintain noise level as per specification.</p>
<p>20. Battery & Battery charger system</p>	<p>Diesel Engines requires high initial starting current for cranking, the industrial lead acid 12 Volt batteries of 88/100/150 AH value are normally needed. For battery charging a static battery charger is recommended. Depending upon the capacity of DG set suitable current rating of charger is selected. Normally 3 attempt starting setting is preferred for engine starting</p>	<p>To be checked by the BOO. NABL accredited lab certificate has to be provided.</p>	<p>Low maintenance free to IS 14257 for high cranking performance.</p>

By B.S.F. CRP

By Mr.

By N.S.S.

By B.P.R.D.

By 17BP

		with a sequence of 6 seconds ON and 5 seconds OFF cycle.			Must be available
21.	Speed Governor	1500 to 1800 RPM (revolution per minute) for 50Hz systems and 1800 to 2200 RPM for 60Hz systems.	To be checked by BOO		Supplier firm has to ensure and got checked from BOO.
22.	Wiring	Supply, laying and termination of interconnecting power and control cable shall be done by the seller. The cable supplied shall be ISI marked heavy duty PVC insulated , armoured cable with PVC outer.	To be checked by BOO		Supplier firm has to produce the given result expected/desired.
23.	Installation & commissioning	With installation	To be checked by BOO, NABL certificate has to be submitted after commissioning.		Operating temperature must be as per requirement mentioned in the specification.
24.	Operating temperature	<p>➤ -20° to +55° C or</p> <p>➤ -40° to + 55° C</p> <p>(User to decide as per requirement at the time of indent)</p>	Firm has to provide National accredited Lab certificate /any Indian Govt lab certificate in respect of the same.		<ul style="list-style-type: none"> All the materials , labour required for construction of earthing station shall be supplied by the seller. The total number of earthing pits/station shall be 4 i.e. 2 for neutral and 2 for body earthing . Neutral earthing shall be done by copper plate and body earthing shall be done G.I pipe/copper plate. Consignee should identify
24.	Earthing	Construction of suitable earthing station and necessary connections shall be done by the seller.	To be checked by BOO		

[Handwritten signature]
MSI

[Handwritten signature]
BSF

[Handwritten signature]
ORF

[Handwritten signature]
K

[Handwritten signature]
AR

[Handwritten signature]
BPR&N

[Handwritten signature]
17BP

25.	Warranty of complete Power Generator/DG set	24 month	To be checked by BOO	the place for earthing station within 10 meters of Power Generator. (Preferably chemical earthing within 10 mtrs distance of Gen Set)
26.	Warranty for running hours	5000 hrs	To be checked by BOO	Ensured by supplier firm
27.	Number of preventive maintenance visits offered in an year during warranty period.	At least 3 (three)	To be checked by BOO	Ensure by supplier firm
28.	Response time to attend the complaint during warranty	1 day	To be checked by BOO	Ensured by supplier firm
29.	Time duration for repairing /replacement the defective during warranty	3 days		Ensured by supplier firm
30.	Testing	Certificate required as per CPCB norms from ARAI or authorised NABL accredited lab.	To be physically checked by BOO.	<ul style="list-style-type: none"> Type approved certificate for the specified rating of the power Generator from any of the designated agency authorized by CPCB and fulfils CPCB-IV norms. COP certificate for engine, type test report for alternators per IS-13364(Part-1) latest/IS-13364(Part-2) latest to prove conformity to the specifications.
31.	Documents/certificate	Test report and certificate has to be provided to the buyer during bidding time on demand	To be physically checked by BOO	Supplier firm has to ensure supply of required documents/certificate.

VM
 BSP
 CRG
 BS
 NSL
 AR
 BPR&D
 17BP

32.	User manual	Details of specification with guidelines have to be mentioned in the user manual	To be physically checked by BOO	Firm have to produce the given items before the BOO
33.	Operating manual/technical manual	Detailed operators instruction, technical literature, maintenance manual, inspection standards be provided with the requirement.	To be physically checked by BOO	Firm have to produce the given items before the BOO
34.	Specific tools	Required tools for servicing the Gen sets be provided by the supplier firm.	To be physically checked by BOO.	Firm have to produce the given items before the BOO

Assam Rifles
 (MK/mb R D Ansari)

BSF
 (B. K. Ganjam
 (D.E))

CRPF
 (Brajesh Kumar
 Pandey, 2-1/c)

ITBP
 (Imp Dinesh Chandra)

NSG
 (MK Singh, AC-2)

RRM
 (Rajeev Bhatt, SSO)

BPR & D
 2-1/c (Prov) CRPF
 (Vikram Singh)

DIG (Prov) CRPF
 (Shahmazaq Khan)

IG (Prov) CRPF
 (Sonal V. Misra)

(Sonal V. Misra) IPS

Sanjeev Kumar
 ADG (HQ) CRPF

(Sandeep Khosra) IPS

Approved / NSI approved


Dinakaran
 General, BSF

PART-II

QRS/SPECIFICATION FOR CONVERSION OF EXISTING CPCB-II COMPLIANT DG SET INTO DUAL FUEL MODE
 DG sets from 25 KVA to 76 KVA
 Need to be converted to DUAL FUEL MODE for existing Gen Sets
 which are not compatible to CPCB-IV(only 30 KVA comes).

Scope and Supply Details :-
 Supply, Installation, Testing & Commissioning of Dual Fuel Kit.

Sl.no.	Specifications of the item	Trial Directives
1.	Gas train (filter, ZPR, MVDLE)/- Sequential gas injection system -- Parts supplied In Sequential Gas Retro Kit - Gas Controller (ECM), Injector Rail, Changeover Switch, Wiring Harness , Solenoid valve , Gas Filter , MAP sensor , Exhaust Gas Temperature sensor , Knock Sensor , Engine Coolant Temp Sensor , Lambda Sensor , Rubber hoses sets as a complete Kit .	Necessary EU standards or equivalent standard certificates to be provided by OEM. To be checked physically by BOO
2.	Filter-50 micron	-do-
3.	150 mbar zero pressure regulator / Sequential gas injection system	-do-
4.	Electrically operated slow opening valve --or sequential gas injection system	-do-
5.	Pressure regulator Inlet-2 Bar, Outlet-150m bar or Inlet pressure 500 mbar and Outlet pressure- 150 mbar (As per site requirement)/ Sequential gas injection system	-do-
6.	Pressure gauge 0-500 mbar - or Sequential gas injection system	To be checked by BOO
7.	Air gas mixer with MAS /- Sequential gas injection system	Govt of India approved certificate is required. Warranty of the item for life time.
8.	Manual adjustment Screw/- Sequential gas injection system	To be checked by BOO
9.	Control panel with touch screen-	To be checked by BOO
10.	PLC /ECM	To be checked by BOO
11.	HMI/ - In Built sequential gas injection system	To be checked by BOO
12.	MCB/Relay/Contractor etc.	To be checked by BOO
13.	Sensors (Gas leakage sensor)	To be checked by BOO
14.	Pressure sensor	Certificate required from OEM.



 vm
 PQR
 AR
 BPR
 17BP

	0-1 Bar, 0-4 Bar - Vibration sensor 0-2 IPS/Knock sensor-	Certificate required from OEM.
15.	Temperature Sensors	To be checked by BOO
16.	Wire Harness as per Engine Control	To be checked by BOO
17.	Dual Fuel system comes with an automatic control panel consisting of PLC (Programmable logic Controller) and HMI (Human Machine Interface) . It controls the complete dual fuel kit with no manual intervention. It is a panel box which is mounted on the DG set itself and requires no extra space. It has proper safeties and all sensors are connected in the panel to ensure smooth transition between diesel and dual fuel.	To be checked by BOO
18.	Power supply	To be checked by BOO
19.	The system draws its power from the DG set alternator. It does not require any other additional power supply.	To be checked by BOO
20.	Utilities required Requires a gas connection outlet at the top of the DG set. PNG connection at 500 MBar pressure will be provided by the user. A flange outlet of the PNG pipe will be required with the following specifications:- ½ or 1 inches flange outlet. - These outlets will be provided near to the DG set on the TOP of the canopy. In case of canopy DG set and in case of an open DG set , the user will provide at 1-5 feet height from the ground. Floor preparation for installation & Commissioning Nothing is required except for the PNG pipeline outlet. (As per user requirement)	To be checked by BOO To be checked by BOO
21.	Installation & Commissioning Installation may take a period of 2- 3 days for DG set. Firm will require a downtime of 10-12 hours for 1 DG set during which the DG set won't be allowed to operate. The commissioning would happen after the complete installation. During commissioning firm would run DG set on diesel mode for 1 hour on load. After that firm would optimize the parameters in their software and start the gas for the DG set to run on dual fuel mode. The total commissioning procedure takes 2-3 hours per DG set. Firm requires availability of diesel and load at the time of commissioning.	To be checked by BOO Necessary certificate of testing will have to be provided by the supplier/seller before installation. To be checked by BOO

AM
NSS

m
BSA

CRP

hs
hm

AR

B
BPRAB



Q



ITBP

22.	Space requirement for test equipments. No additional space required.	To be checked by BOO To be checked by BOO
23.	Civil requirement for test equipments No civil requirement. Some welding may be required to be done on site for which we would require a welder to be brought from outside for the stand preparation for the gas train incase the DG's do not have the canopy.	To be checked by BOO To be checked by BOO
24.	Critical spare parts Pressure regulating valve, solenoid valve, zero pressure regulator, pressure sensors, PLC and HMI. Sequential gas injection system – Parts supplied in Sequential Gas Retro Kit	To be checked by BOO Necessary EU standards or equivalent standard certificates to be provided by OEM.
25.	Safety features System has inbuilt safeties for engine parameters. It maps the manifold pressure, the gas supply pressure, manifold temperature, exhaust gas temperature, engine vibrations. Incase any parameter goes beyond the specified limits then the system automatically stops the gas flow and the DG set shifts to 100% diesel and there is no breakdown on the gen set. The panel with IP-56 also has additional safety fuses to ensure that the sensors remain protected. For retro-fittment emission control device, there is only 1 specification is as under :-	To be checked by BOO To be checked by BOO
26.	Further the dual fuel system is mandatory in all areas wherever gas pipeline infrastructure is available. While RECD is to be used only in places where there is no gas pipeline infrastructure or in remote areas. Majority all the metro cities fall under the pipeline infrastructure and hence dual fuel system should be fitted on the same whereas remote area DG sets where there is no pipeline laid by the city gas distribution company and incase they refuse to provide the gas, then only the RECD should be fitted.	To be checked by BOO
27.	After sales/service – After sales service will be provided by the supplier firm for at least 24 months (i.e. warranty period)	To be checked by BOO

m
B5F *CRF* *ho* *km.* *DR*
AR *BPRD* *ITBP*

28.	<p>User manual:- Firm will provide user manual/technical manual with details for proper care of retro fitment/RECD.</p>	To be checked by BOO
29.	<p>AMC Firm has to provide AMC of dual fuel mode/RECD kit for at least 4000 hrs or 06 years after installation of RECD whichever is earlier.</p>	To be checked by BOO
30.	<p>Testing :- Following testing agencies are currently approved by the Nodal Agency Central Pollution Control Board (CPCB) for purpose of type approval and subsequently conformity of production verification compliance process and may be revised from time to time.</p> <ul style="list-style-type: none"> a) Automotive Research Association of India (ARAI, Pune) b) International Centre for Automotive Testing (ICAT, Manesar) c) Indian Institute of Petroleum (IIP, Dehradun) d) Vehicle Research Development Establishment (VRDE, Ahmednagar) e) Any testing & certification agency having accreditation from NABL for the parameters referred in "System and procedure for Emission Compliance Testing of Retro-fit emission control devices (RECD) for Diesel Power Generating Set Engines up to Gross Mechanical Power 800 KW" (S & P) and also comply with other requirements of referred S & P. Such testing & certification agencies will provide details of NABL accreditation as well as self-certification of compliance to the requirements of referred S & P to CPCB. The testing & certification agencies shall be mentioned and published by CPCB on its website. 	One OEM or importer shall submit application for Type approval to any one of the certification agencies for its families/models out of those approved by Central Pollution Control Board (CPCB)
31.	<p>RECD shall accompanied by the following information :</p> <ul style="list-style-type: none"> a) Manufacturer's name and /or trademark. b) the make and identifying part number of the RECD as recorded in the information document issued in accordance with the model set out. c) The RECD family as defined in clause 4.1.2.2 including year of manufacture, for which the RECD is approved, including , where applicable, a marking to identify if the RECD is suitable for fitting to an engine & family that is equipped with an on-board diagnostic 	To be checked physically by BOO


MS4
 BSRP
 CRP
 AR
 BPR&D
 1733P

	(OBD) system.	
	d) The instruction manual for the retrofit installation.	
	e) The end user service manual including maintenance instructions.	

Note :- Sl.No.26, 30 & 31 point specification is applicable only when Retro Emission Control Device (RECD) is fitted in existing DG set above 30 KVA capacity. Upto 30 KVA capacity RECD is not required as only conversion to Dual Fuel Mode is applicable.

PART-III

Gas agency and distributors work for installation, commissioning and supply of PNG/CNG/LPG gas connection for DG sets.

- 1) Providing connection from nearest distribution point (PNG/CNG)
- 2) Civil work like laying of pipe line.
- 3) Installation of Gas meter
- 4) Security deposit will be made by the buyer/user with gas agency which is refundable.


Assam Rifles


BSF


CRPF



ITBP



NSG


End of part- III


BPR & D


2-I/C (Prov) CRPF


DIG (Prov) CRPF


IG (Prov) CRPF


ADG (HQ) CRPF

Approved / Not approved

28/8/20
Director General, BSF